



Synthesis of medium and large phostams, phostones, and phostines

Jiaxi Xu^{1,2}

Review

Open Access

Address:

¹State Key Laboratory of Chemical Resource Engineering, Department of Organic Chemistry, College of Chemistry, Beijing University of Chemical Technology, Beijing 100029, People's Republic of China and ²College of Sciences, Henan Agricultural University, Zhengzhou 450002, P. R. China

Email:

Jiaxi Xu - jxxu@mail.buct.edu.cn

Keywords:

azaphosphaheterocycle; oxaphosphaheterocycle; phostam; phostine; phostone

Beilstein J. Org. Chem. **2023**, *19*, 687–699.<https://doi.org/10.3762/bjoc.19.50>

Received: 09 March 2023

Accepted: 09 May 2023

Published: 15 May 2023

Associate Editor: B. Nay



© 2023 Xu; licensee Beilstein-Institut.

License and terms: see end of document.

Abstract

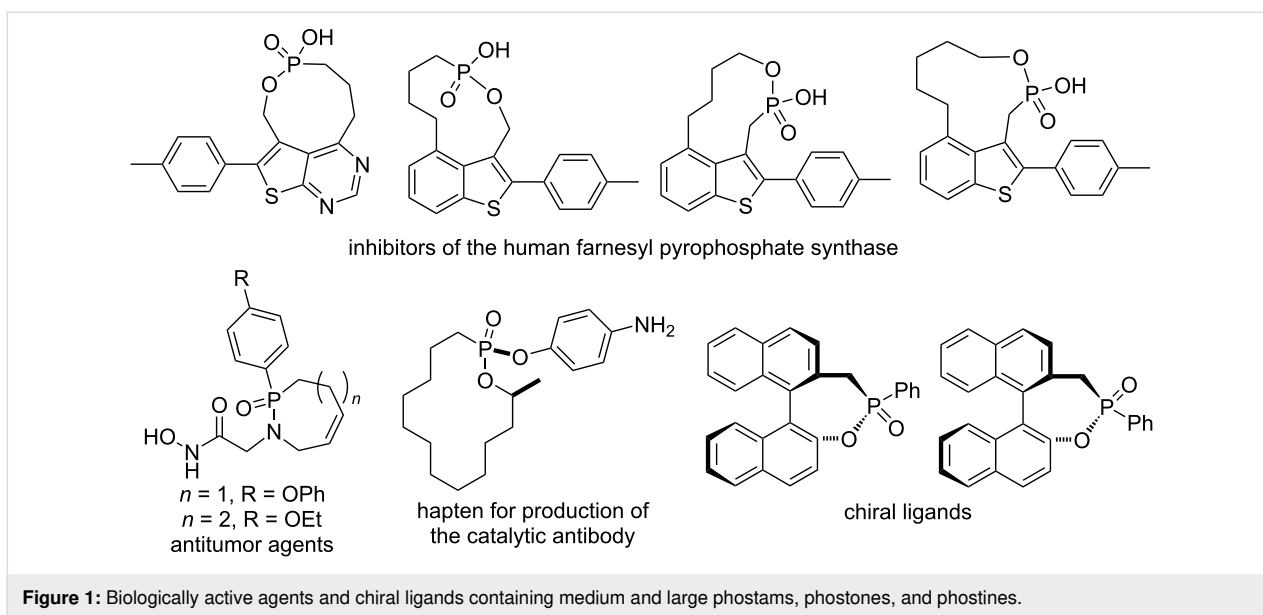
Phostams, phostones, and phostines are a series of 1,2-azaphosphaheterocycle and 1,2-oxaphosphaheterocycle 2-oxide derivatives. They are phosphorus analogues of lactams and lactones and important biologically active compounds. The strategies for the synthesis of medium and large phostams, phostones, and phostines are summarized. They include cyclizations and annulations. Cyclizations achieve ring construction through the formations of C–C, C–O, P–C, and P–O bonds in the rings, while annulations build the rings via [5 + 2], [6 + 1], and [7 + 1] fashions with the stepwise formation of two ring bonds. This review includes the recent syntheses of seven to fourteen-membered phostam, phostone, and phostine derivatives.

Introduction

Phostams, phostones, and phostines are a class of important phosphorus-containing heterocyclic compounds [1,2] and significant agrochemicals [3], medicinal agents [4], and organic materials [5]. They are also organic synthetic intermediates and building blocks [6,7]. To date, only limited four-membered β -phostams [8,9], β -phostones and β -phostines [10] have been prepared, while numerous five-membered γ -phostams [11,12], γ -phostones and γ -phostines [13], and six-membered δ -phostams [14–16], δ -phostones [17,18] and δ -phostines [17,19,20] have been synthesized via various synthetic strategies. In comparison with common ring size phostam, phostone, and phostine derivatives, less attention has been paid to

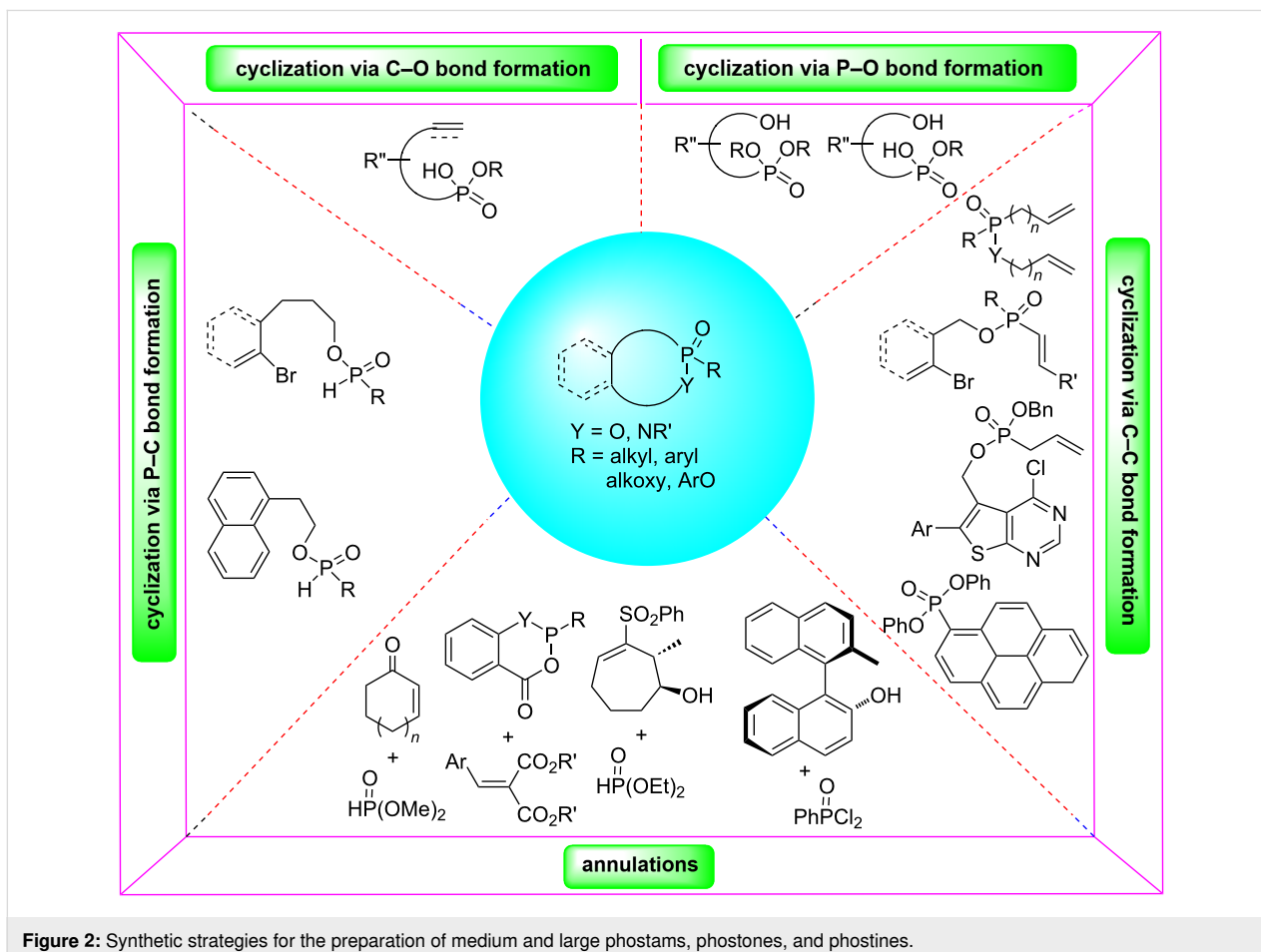
the synthesis of medium and large phostam, phostone, and phostine derivatives. They are also biologically active compounds, such as inhibitors of the human farnesyl pyrophosphate synthase [21,22], antitumor agents [23], and hapten for the production of the catalytic antibody [24]. They are also potential chiral ligands in asymmetric catalysis [25] (Figure 1).

Cyclizations and annulations are two major strategies for the synthesis of medium and large phostam, phostone, and phostine derivatives. The cyclizations have been applied in the construction of C–C, C–O, P–C, and P–O bonds in the rings, while annulations are composed of



[5 + 2], [6 + 1], and [7 + 1] fashions for the formation of the rings (Figure 2). This review includes the synthesis of seven to fourteen-membered phostam, phostone, and phostine

derivatives. Abundant methods have been developed for the synthesis of seven-membered phostone and phostine derivatives.



Review

1 Synthesis via cyclizations

Cyclizations are major strategies for the construction of medium and large phostams, phostones, and phostines via C–C, C–O, P–C, and P–O bond formations, respectively. These strategies can be applied for the synthesis of seven to fourteen-membered phostam, phostone, and phostine derivatives.

1.1 Synthesis via C–C bond formation

Most medium and large phostams, phostones, and phostines were prepared via C–C bond formation, especially via ring-closing metathesis (RCM).

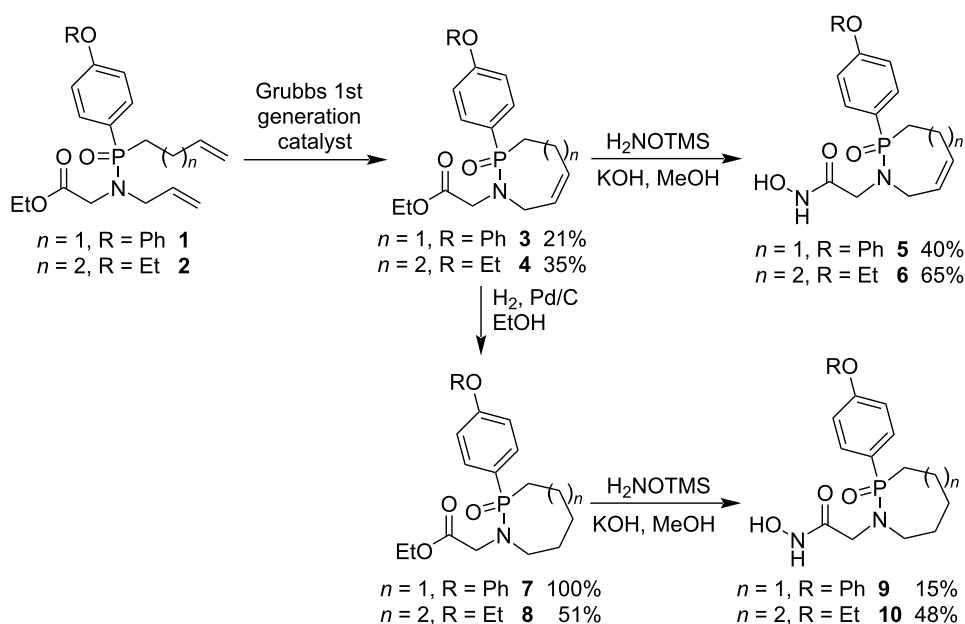
1.1.1 Synthesis via C–C bond formation through RCM reaction: Ring-closing metathesis (RCM) is an efficient strategy for the construction of common to large cyclic compounds via the formation of a C=C bond [26], which can be further reduced to a C–C bond.

To prepare phostam-derived antitumor agents, ethyl *N*-allyl-*N*-(but-3-en-1-yl(4-phenoxyphenyl)phosphoryl)glycinate (**1**) and ethyl *N*-allyl-*N*-((4-ethoxyphenyl)(pent-4-en-1-yl)phosphoryl)glycinate (**2**) were prepared and cyclized into ethyl 2-(2-oxido-2-(4-phenoxyphenyl)-3,4,7-trihydro-1,2-azaphosphepin-1-yl)acetate (**3**) and ethyl 2-(2-(4-ethoxyphenyl)-2-oxido-3,5,8-trihydro-1,2-azaphosphocin-1(*4H*)-yl)acetate (**4**), respectively, in the presence of the Grubbs first generation catalyst via ring closing metathesis. The products **3** and **4** were further trans-

formed to antitumor agents **5**, **6**, **9** and **10** through aminolysis with *O*-TMS hydroxylamine or hydrogenolysis followed by aminolysis with *O*-TMS hydroxylamine (Scheme 1) [23]. The RCM reaction is a powerful strategy for the synthesis of *P*-stereogenic 3,4,7-trihydro-1,2-azaphosphepine 2-oxide and 1,3,4,5,8-pentahydro-1,2-azaphosphocine 2-oxide derivatives, unsaturated seven- and eight-membered phostams, which can be further reduced to saturated 1,2-azaphosphepane 2-oxide and 1,2-azaphosphocane 2-oxide derivatives. Thus, the strategy is an efficient method for the synthesis of 1,2-azaphosphepine 2-oxides, 1,2-azaphosphocine 2-oxides, 1,2-azaphosphepane 2-oxides, and 1,2-azaphosphocane 2-oxides via C–C bond formation.

All phostams **5**, **6**, **9** and **10** are efficient inhibitors of matrix metalloproteinases MMP-1, MMP-3, and MMP-9 with IC₅₀ values varied from 5.0 nM to 10.0 μM. They are more efficient against MMP-3 and MMP-9 than against MMP-1. Phostams **5** and **6** show higher inhibition activities than **9** and **10** [23].

RCM is also an efficient strategy for the synthesis of 1,2-oxaphosphaheterocycle 2-oxides. *tert*-Butyl 2-(bis(allyloxy)phosphoryl)pent-4-enoate (**11**) generated *tert*-butyl 2-(allyloxy)-3,4,7-trihydro-1,2-oxaphosphepine-3-carboxylate 2-oxide (**12**) in excellent 94% yield in the presence of the Grubbs catalyst in DCM. After further allylation with allyl bromide, its allylated product **13** further cyclized into bis(1,2-oxaphosphepine 2-oxide) derivative *tert*-butyl 2,5,5a,6,9-pentahydro-



Scheme 1: Synthesis of 1,2-azaphosphepine 2-oxide, 1,2-azaphosphocine 2-oxide, 1,2-azaphosphepane 2-oxide, and 1,2-azaphosphocane 2-oxide from ethyl *N*-allyl-*N*-(alkenyl(4-phenoxyphenyl)phosphoryl)glycinate.

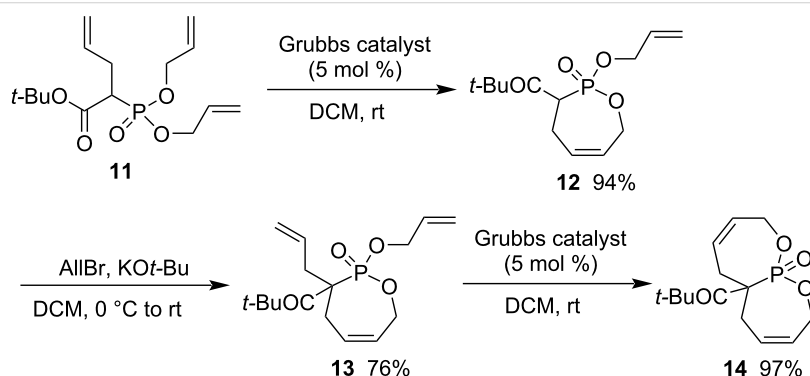
[1,2]oxaphosphepino[2,3-*b*][1,2]oxaphosphepine-5a-carboxylate 11-oxide (**14**) in 97% yield under the same conditions (Scheme 2) [27].

The Grubbs 1st generation catalyst-promoted ring-closing metathesis of 2-allylphenyl ethyl vinylphosphonates **15** generated 2-ethoxy-5*H*-benzo[*f*][1,2]oxaphosphepine 2-oxides **16** in good yields in refluxing DCM for 8–12 h (Scheme 3) [28].

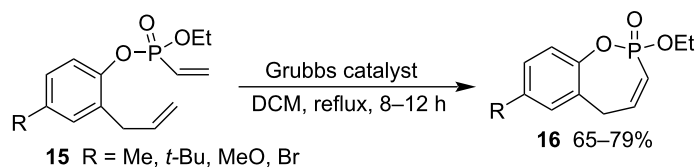
The ring-closing metathesis of 2-allylphenyl ethyl allylphosphonates **17** gave rise to 2-ethoxy-3,6-dihydrobenzo[*g*][1,2]oxaphosphocine 2-oxides **18** in good to excellent yields in DCM at

room temperature for 4–8 h in the presence of the Grubbs 1st generation catalyst. Two naphthylene-fused (**19** and **20**), pyrimidine-2,4(1*H*,3*H*)-dione-fused (**21**), and 2*H*-chromen-2-one-fused (**22**) 1,2-oxaphosphocine 2-oxides were also prepared in good yields following the same procedure (Scheme 4) [28].

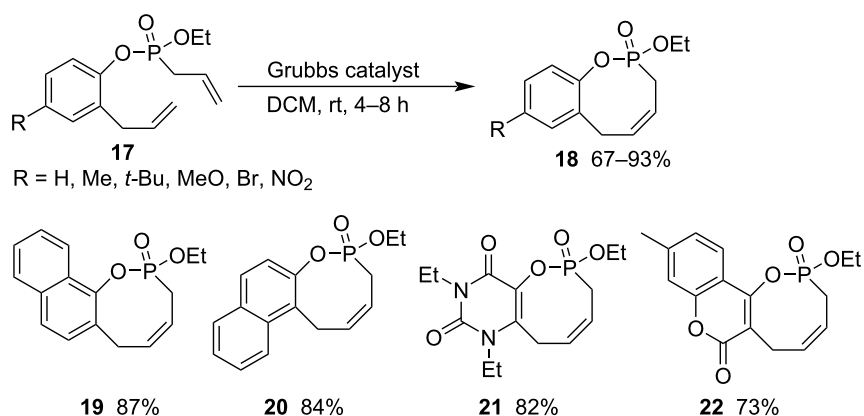
To prepare new inhibitors and therapeutic agents of relevant protease enzymes, (4-allyl-2-(4-methylphenyl)benzo[*b*]thiophen-3-yl)methyl benzyl allylphosphonate (**25**) was prepared in 90% yield from (4-allyl-2-(4-methylphenyl)benzo[*b*]thiophen-3-yl)methanol (**23**) and benzyl allylphosphonochloridate (**24**) in the presence of triethylamine in diethyl ether via phosphoryla-



Scheme 2: Synthesis of bis[1,2]oxaphosphepine 2-oxide from *tert*-butyl 2-(bis(allyloxy)phosphoryl)pent-4-enoate.



Scheme 3: Synthesis of 2-ethoxy-5*H*-benzo[*f*][1,2]oxaphosphepine 2-oxides from 2-allylphenyl ethyl vinylphosphonates.



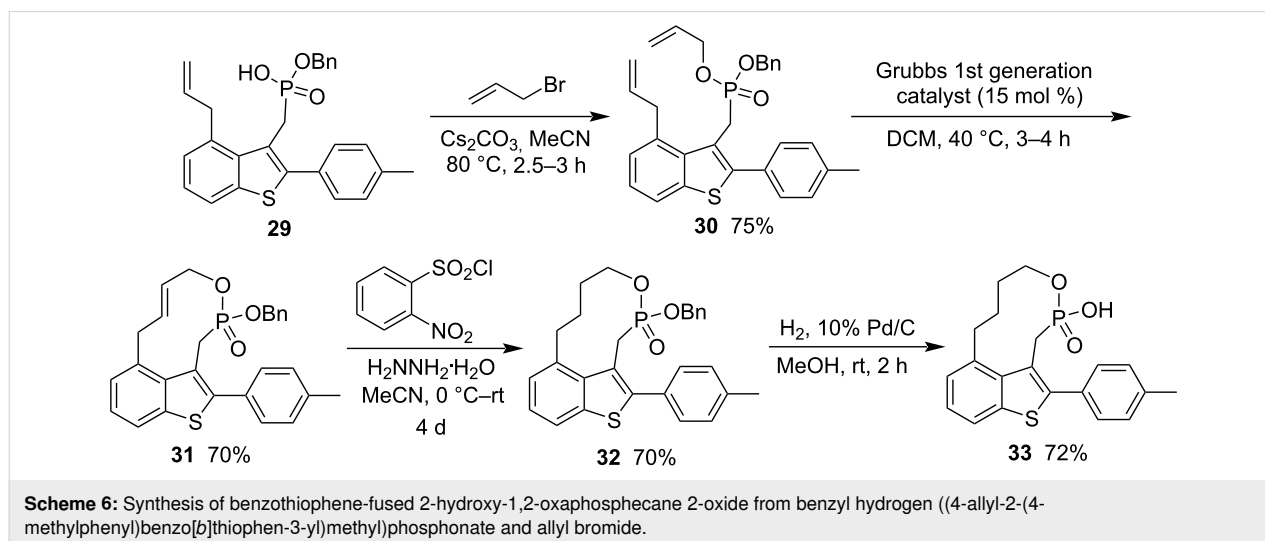
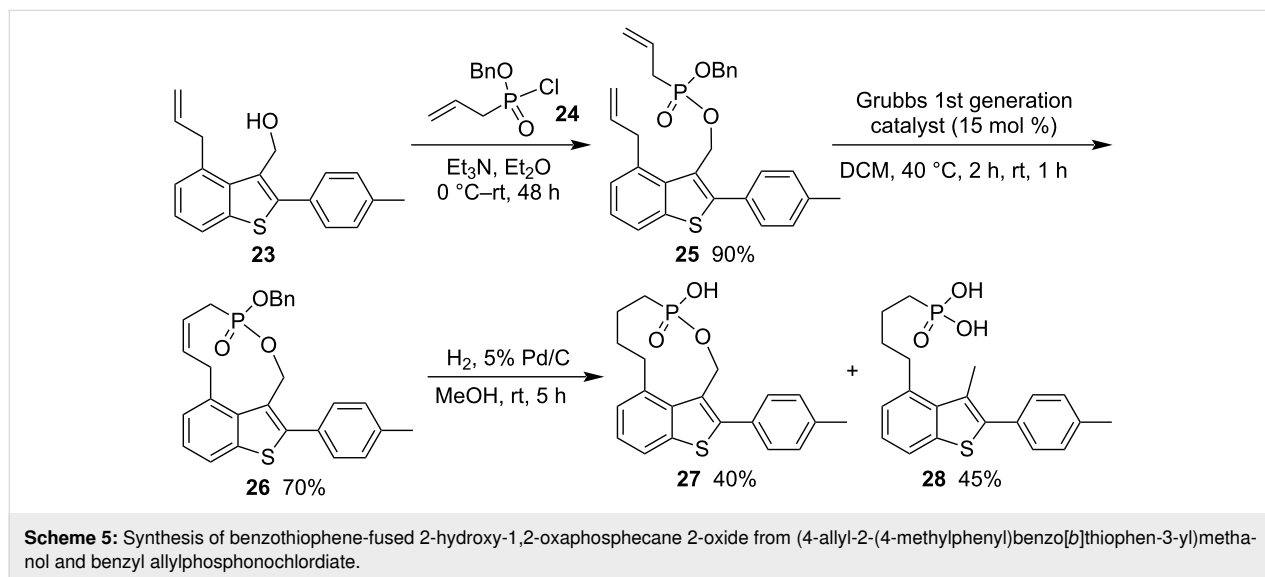
Scheme 4: Synthesis of 2-ethoxy-3,6-dihydrobenzo[*g*][1,2]oxaphosphocine 2-oxides from 2-allylphenyl ethyl allylphosphonates.

tion. It underwent a RCM reaction under the catalysis of Grubbs first generation catalyst in DCM, affording 2-(4-methylphenyl)benzothiophene-fused 2-(benzyloxy)-3,6,7,8,9,10-hexahydro-1,2-oxaphosphecine 2-oxide **26** in 70% yield. After the Pd-catalyzed hydrogenolysis, it was transformed to both cyclic ten-membered phostone 2-(4-methylphenyl)benzothiophene-fused 2-hydroxy-1,2-oxaphosphecane 2-oxide (**27**) in 40% yield and acyclic (4-(3-methyl-2-(4-methylphenyl)benzo[*b*]thiophen-4-yl)butyl)phosphonic acid (**28**) in 45% yield as a byproduct, which was generated from the Pd-catalyzed arylmethyl cleavage under hydrogenolysis conditions (Scheme 5) [22].

To avoid the formation of the acyclic byproduct, the same research group designed a new inhibitor with a reverse phosphonate bond. Allyl benzyl ((4-allyl-2-(4-methylphenyl)benzo[*b*]thiophen-3-yl)methyl)phosphonate (**30**) was

prepared in 75% yield from benzyl hydrogen ((4-allyl-2-(4-methylphenyl)benzo[*b*]thiophen-3-yl)methyl)phosphonate (**29**) and allyl bromide in the presence of Cs₂CO₃ in acetonitrile at 80 °C for 2.5–3 h via alkylation. The RCM reaction was performed in the presence of Grubbs first generation catalyst in DCM, affording 2-(4-methylphenyl)benzothiophene-fused 2-(benzyloxy)-3,4,5,6,7,10-hexahydro-1,2-oxaphosphecine 2-oxide **31** in 70% yield. After hydrazine reduction and Pd-catalyzed hydrogenolysis, it was converted into 2-(4-methylphenyl)benzothiophene-fused 2-hydroxy-1,2-oxaphosphecane 2-oxide **33** in 70% and 72% yield for the two steps, respectively, without formation of any acyclic byproduct (Scheme 6) [22].

Using the similar way for the synthesis of ten-membered phostones, benzyl but-3-enyl ((4-allyl-2-(4-methylphenyl)benzo[*b*]thiophen-3-yl)methyl)phosphonate (**34**) was

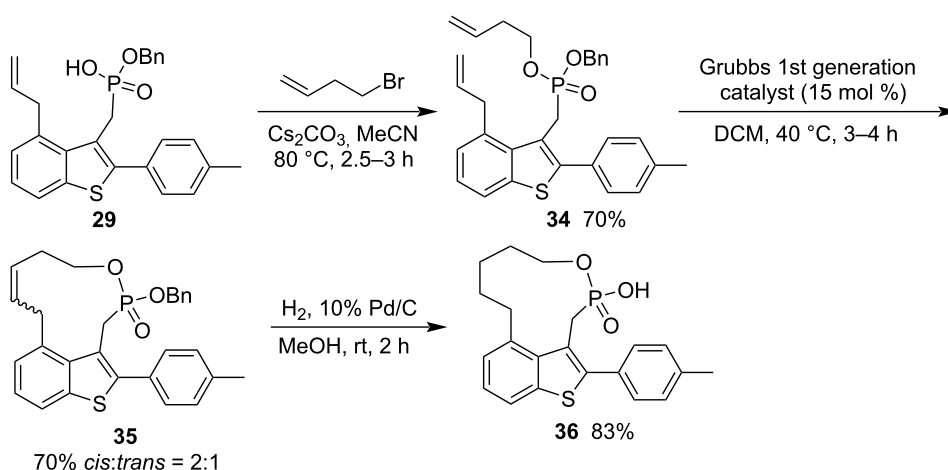


prepared in 70% yield from benzyl hydrogen ((4-allyl-2-(4-methylphenyl)benzo[*b*]thiophen-3-yl)methyl)phosphonate (**29**) and but-3-enyl bromide in the presence of Cs₂CO₃ in acetonitrile at 80 °C for 2.5–3 h via alkylation. It was cyclized via a RCM reaction with Grubbs 1st generation catalyst in DCM, affording 2-(4-methylphenyl)benzothiophene-fused 2-(benzyloxy)-1-oxa-2-phosphacycloundec-8-ene 2-oxide **35** in 70% yield with a ratio of 2:1 for the generated *cis*- and *trans*-double bonds. After Pd-catalyzed hydrogenolysis, it was converted into 2-(4-methylphenyl)benzothiophene-fused 2-hydroxy-1-oxa-2-phosphacycloundecane 2-oxide **36** in 83% yield (Scheme 7) [22].

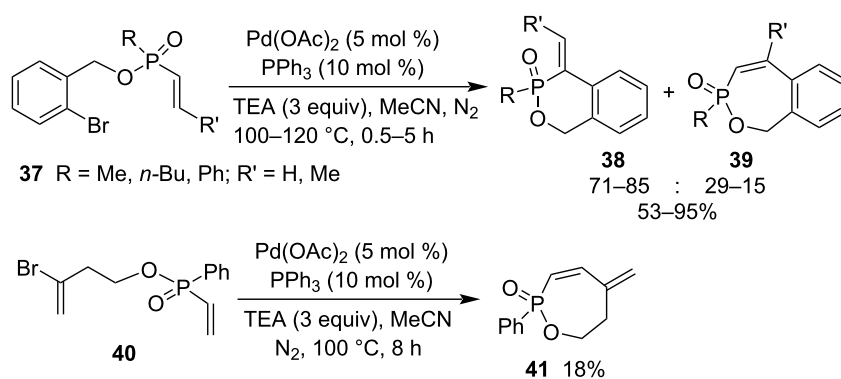
1.1.2 Synthesis via other C–C bond formations: The palladium-catalyzed intramolecular Heck arylation of 2-bromophenylmethyl alk-1-enylphosphinates **37** provides access to 4-alkylidene-1,4-dihydrobenzo[*d*][1,2]oxaphosphinine 3-oxides **38** and 1*H*-benzo[*e*][1,2]oxaphosphepine 3-oxides **39** as side-

products in moderate to excellent total yields of 53–95% in the presence of triethylamine in dry acetonitrile at 100–120 °C. However, 3-bromobut-3-en-1-yl ethenyl(phenyl)phosphinate (**40**) chemospecifically generated 5-methylene-2-phenyl-5,6,7-trihydro-1,2-oxaphosphepine 2-oxide (**41**) only in 18% yield under the same reaction conditions (Scheme 8) [29].

To investigate thienopyrimidine-based monophosphonate inhibitors of the human farnesyl pyrophosphate synthase, various thienopyrimidine-derived phosphonate derivatives were synthesized. Benzyl ((4-chloro-6-(4-methylphenyl)thieno[2,3-*d*]pyrimidin-5-yl)methyl) allylphosphonate (**44**) was prepared in 87% yield from 4-chloro-3-(chloromethyl)-2-(4-methylphenyl)benzo[*b*]thiophene (**42**) and benzyl hydrogen allylphosphonate (**43**) via alkylation in the presence of Cs₂CO₃ in refluxing acetonitrile for 6 h. It underwent a radical cyclization in refluxing benzene for 20 h to give rise to a nine-membered phosphonate thieno[2,3-*d*]pyrimidine-fused 2-hydroxy-1,2-



Scheme 7: Synthesis of benzothiophene-fused 2-hydroxy-1-oxa-2-phosphacycloundecane 2-oxide from benzyl hydrogen ((4-allyl-2-(4-methylphenyl)benzo[*b*]thiophen-3-yl)methyl)phosphonate and but-3-enyl bromide.



Scheme 8: Synthesis of 5,6,7-trihydro-1,2-oxaphosphepine 2-oxide and its benzo derivatives from 3-bromobut-3-en-1-yl ethenyl(phenyl)phosphinate and 2-bromophenylmethyl alk-1-enylphosphinates.

oxaphosponane 2-oxide **46** as a potential inhibitor after the deprotection of the benzyl group in the presence of DABCO in refluxing toluene under argon atmosphere (Scheme 9) [21].

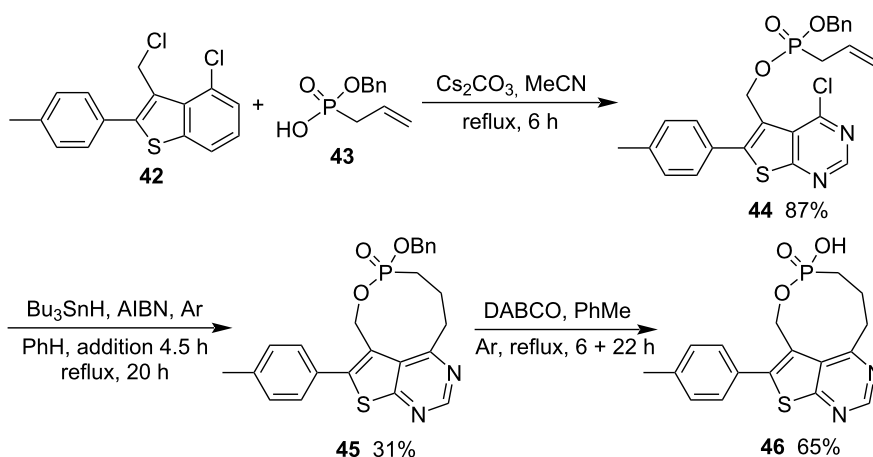
In addition, the intramolecular coupling reaction of diphenyl pyren-1-ylphosphonate (**47**) accomplished the synthesis of 3-phenoxybenzo[*f*]pyreno[1,10-*cd*][1,2]oxaphosphepine 3-oxide (**48**) in 35% yield in the presence of largely excessive amounts of AlCl₃ and NaCl. Only one example was reported for this class of the synthesis via C–C bond formation (Scheme 10) [30].

1.2 Synthesis via C–O bond formation

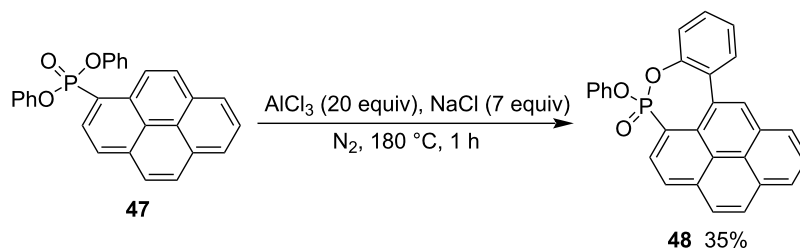
Halocyclization has been widely applied in the syntheses of phostone and phostine derivatives via C–O bond formation [13,17]. Both bromo and iodo(biscollidine) hexafluorophosphates were efficient halogenium reagents in the electrophilic halocyclization. Hydrogen methyl hex-5-en-1-ylphosphonate (**49**) generated 2-methoxy-7-iodomethyl-1,2-oxaphosphepane 2-oxide (**50a**) in 65% yield in 62:38 diastereomeric ratio with iodo(biscollidine) hexafluorophosphate as the iodinium agent. However, the corresponding 7-bromomethyl product **50b** was

not isolated with bromo(biscollidine) hexafluorophosphate as the brominium reagent. The reactants were further extended to functionalized hydrogen methyl 1,3-dioxolane-fused pent-4-en-1-ylphosphonate **51** with bromo(biscollidine) hexafluorophosphate as the brominium reagent, leading to the corresponding 3-benzyloxy-6-bromo-1,2-oxaphosphepane 2-oxide **52** in 64% yield. The reaction of hydrogen methyl 1,3-dioxolane-fused hex-5-en-1-ylphosphonate **53** with bromo(biscollidine) hexafluorophosphate produced the corresponding 4-benzyloxy-7-bromo-1,2-oxaphosphocane 2-oxide **54** in 69% yield (Scheme 11) [31].

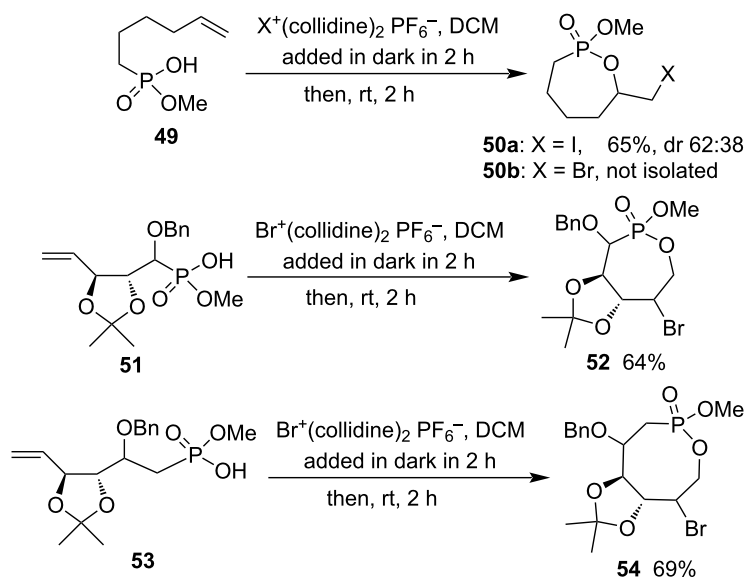
When hydrogen methyl non-4-ynylphosphonate (**55**) was employed, the corresponding product 6-(1-halopentylidene)-2-methoxy-1,2-oxaphosphinane 2-oxides **56** were obtained as major products with 7-butyl-6-halo-2-methoxy-3,4,5-trihydro-1,2-oxaphosphepine 2-oxides **57** as byproducts in low yields. The reactants were further extended to hydrogen methyl alk-5-ynylphosphonates **58**, which produced 8-alkyl-7-bromo-2-methoxy-3,4,5,6-tetrahydro-1,2-oxaphosphocine 2-oxides **59a** as sole products in 14–35% yield with bromo(biscollidine) hexafluorophosphate as the reagent, while they generated mixtures



Scheme 9: Synthesis of thieno[2,3-*d*]pyrimidine-fused 2-hydroxy-1,2-oxaphosponane 2-oxide from benzyl hydrogen allylphosphonate and 4-chloro-3-(chloromethyl)-2-(4-methylphenyl)benzo[*b*]thiophene.



Scheme 10: Synthesis of 3-phenoxybenzo[*f*]pyreno[1,10-*cd*][1,2]oxaphosphepine 3-oxide from diphenyl pyren-1-ylphosphonate.



Scheme 11: Synthesis of 1,2-oxaphosphepane 2-oxides and 1,2-oxaphosphocane 2-oxide from hydrogen methyl hex-5-en-1-yl/pent-4-enylphosphonates.

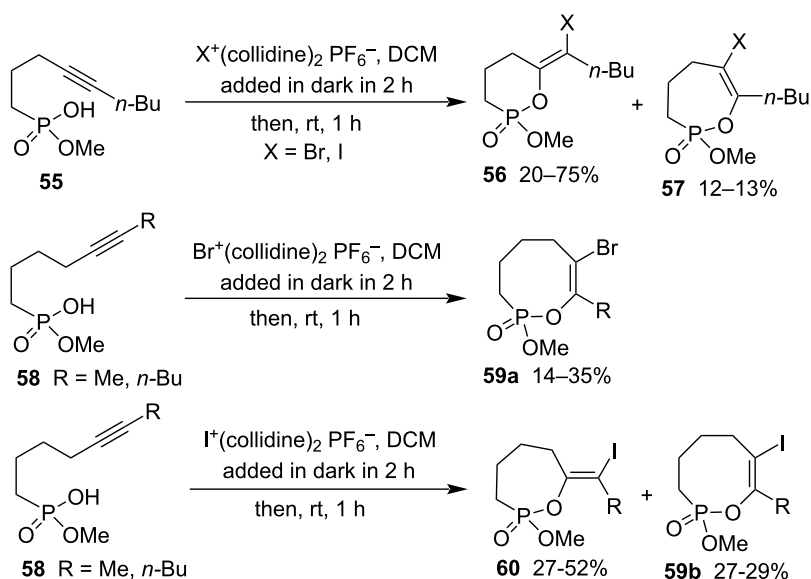
of 7-(1-iodoalkylidene)-1,2-oxaphosphepane 2-oxides **60** and 8-alkyl-7-iodo-2-methoxy-3,4,5,6-tetrahydro-1,2-oxaphosphocine 2-oxides **59b** with iodo(biscollidine) hexafluorophosphate as the reagent (Scheme 12) [32].

1.3 Synthesis via P–C bond formation

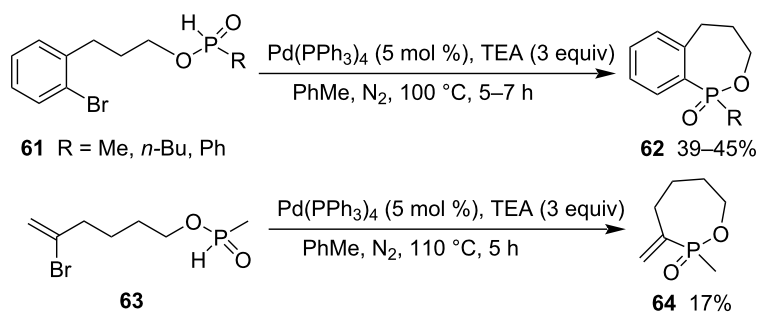
The palladium-catalyzed intramolecular arylation of 3-(2-bromophenyl)propyl alkylphosphinates **61** approached the synthesis of 3,4,5-trihydrobenzo[*c*][1,2]oxaphosphine

1-oxides **62** in moderate 39–45% yields in the presence of triethylamine in dry toluene at 100 °C [33]. When the substrates were extended to 5-bromohex-5-en-1-yl methylphosphinate (**63**), 2-methyl-3-methylene-1,2-oxaphosphepane 2-oxide (**64**) was obtained in low 17% yield at 110 °C (Scheme 13) [34].

The Mn-catalyzed intramolecular radical arylation of 2-(naphthalen-1-yl)ethyl phenylphosphinate (**65**) gave a mixture of 4-phenyl-1,2-dihydronaphtho[2,1-*c*][1,2]oxaphosphine



Scheme 12: Synthesis of 2-methoxy-1,2-oxaphosphinane 2-oxides, 1,2-oxaphosphepine 2-oxides, 1,2-oxaphosphepane 2-oxides, and 1,2-oxaphosphocine 2-oxides from hydrogen methyl alk-4/5-ynylphosphonates.



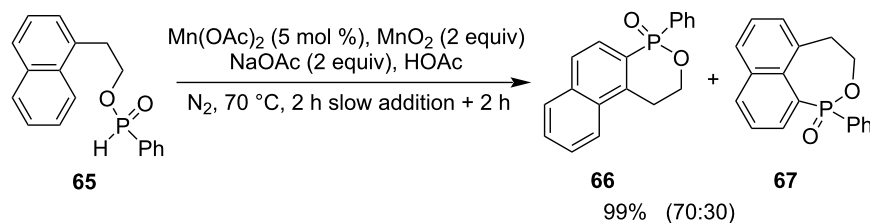
Scheme 13: Synthesis of 1,2-azaphosphepane 2-oxide and its benzo derivatives from 5-bromohex-5-en-1-yl methylphosphinate and 3-(2-bromophenyl)propyl alkylphosphinates.

4-oxide (**66**) and 1-phenyl-3,4-dihydronaphtho[1,8-*cd*][1,2]oxaphosphepine 1-oxide (**67**) in 70:30 in a total 99% yield (Scheme 14) [35].

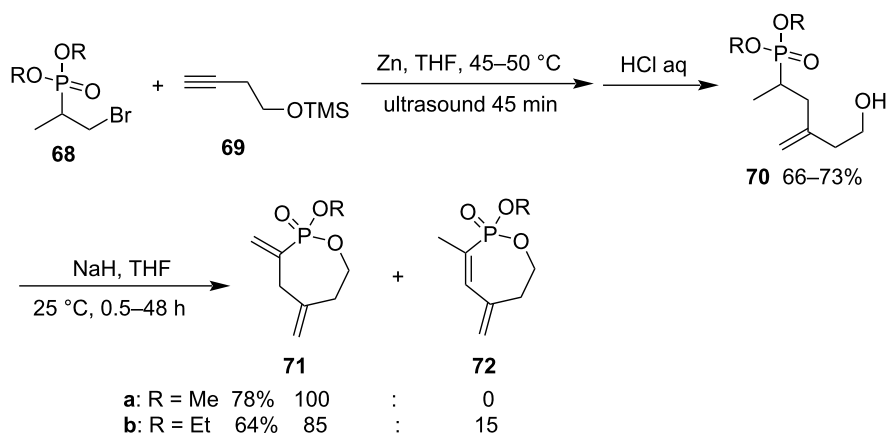
1.4 Synthesis via P–O bond formation

Intramolecular transesterification is a common method for the synthesis of various phosphones and phosphines [13,17]. The Zn-catalyzed cross-coupling of dialkyl 2-bromo-1-methylethylphosphonates **68** and trimethylsilyl but-3-ynyl ether (**69**) generated dialkyl 5-hydroxy-1-methyl-3-methylenepentylphos-

phonates **70** in 66–73% yields under ultrasonic irradiation in THF at 45–50 °C for 45 min followed by treatment with aqueous HCl solution. Further intramolecular transesterification produced 2-methoxy-3,5-dimethylene-1,2-oxaphosphepane 2-oxide (**71a**) as sole product in 78% yield for dimethyl phosphonate, while the corresponding diethyl phosphonate generated a mixture of 2-ethoxy-3,5-dimethylene-1,2-oxaphosphepane 2-oxide (**71b**) and 2-ethoxy-3-methyl-5-methylene-5,6,7-trihydro-1,2-oxaphosphepine 2-oxide (**72b**) in 85:15 in a total yield of 64% (Scheme 15) [36,37].



Scheme 14: Synthesis of 4-phenyl-1,2-dihydronaphtho[2,1-*c*][1,2]oxaphosphinane 4-oxide and 1-phenyl-3,4-dihydronaphtho[1,8-*cd*][1,2]oxaphosphepine 1-oxide from 2-(naphthalen-1-yl)ethyl phenylphosphinate.



Scheme 15: Synthesis of 2-alkoxy-3,5-dimethylene-1,2-oxaphosphepane 2-oxides from dialkyl 2-bromo-1-methylethylphosphonates and trimethylsilyl but-3-ynyl ether.

To prepare a hapten for the production of the catalytic antibody for the catalytic formation of a 14-membered lactone, because it is very difficult for the chemical synthesis of macrocyclic lactones which are the key structural motifs in some biologically active compounds, 14-methyl-2-phenoxy-1-oxa-2-phosphacyclotetradecane 2-oxide (**74**) was synthesized as the hapten from phenyl hydrogen (12-hydroxytridecyl)phosphonate (**73**) via Mitsunobu reaction. The intramolecular esterification gave the cyclized products **74** and **75** in 82% yield with a 5:1 ratio of *anti/cis* diastereomers accompanied by a dimeric byproduct **76** in 2.5% yield. The *anti*-diastereomer with *cis*-PhO and Me groups as major product **74** is attributed to the stereoelectronic effect between the *n*-orbital of the etheric oxygen atom and the antibonding orbital of the P=O bond (the stereoelectronic effect), leading to the more stable *anti*-diastereomer **74** (Scheme 16) [38]. In the phostone **74** was installed a linker 2-(5-aminopentoxy) group via transesterification with benzyl *N*-(5-hydroxypentyl)carbamate followed by hydrogenolysis in the presence of Pd/C as a hapten to produce an antibody. The antibody can catalyze the formation of a difficultly synthesized 14-membered lactone [24].

2 Synthesis via annulations

Annulations are alternative strategies for the synthesis of medium and large phostam, phostone, and phostine derivatives through a stepwise bond formation fashion. To date, [5 + 2], [6 + 1], and [7 + 1] annulations have been developed for the synthesis of medium phostams and phostones.

2.1 Synthesis via [5 + 2] annulation

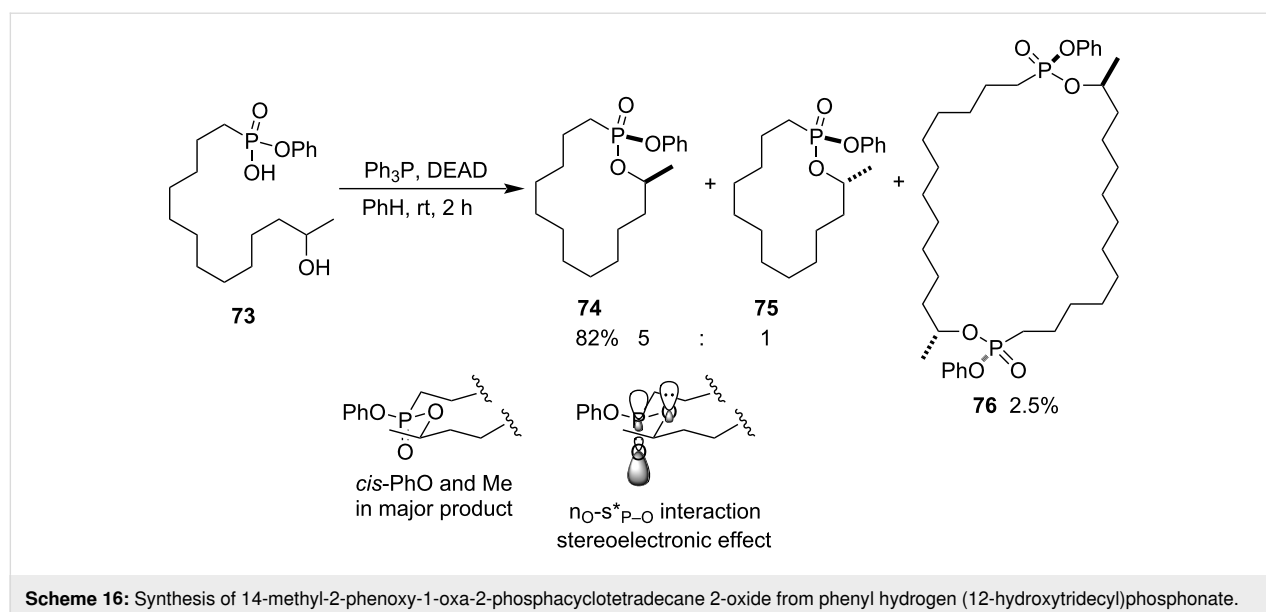
A mixture of 2-phenyl/ethoxy-1-phenyl-1,2-dihydro-4*H*-benzo[*d*][1,3,2]oxazaphosphinin-4-ones (**77**) and bis(2,2,3,3-

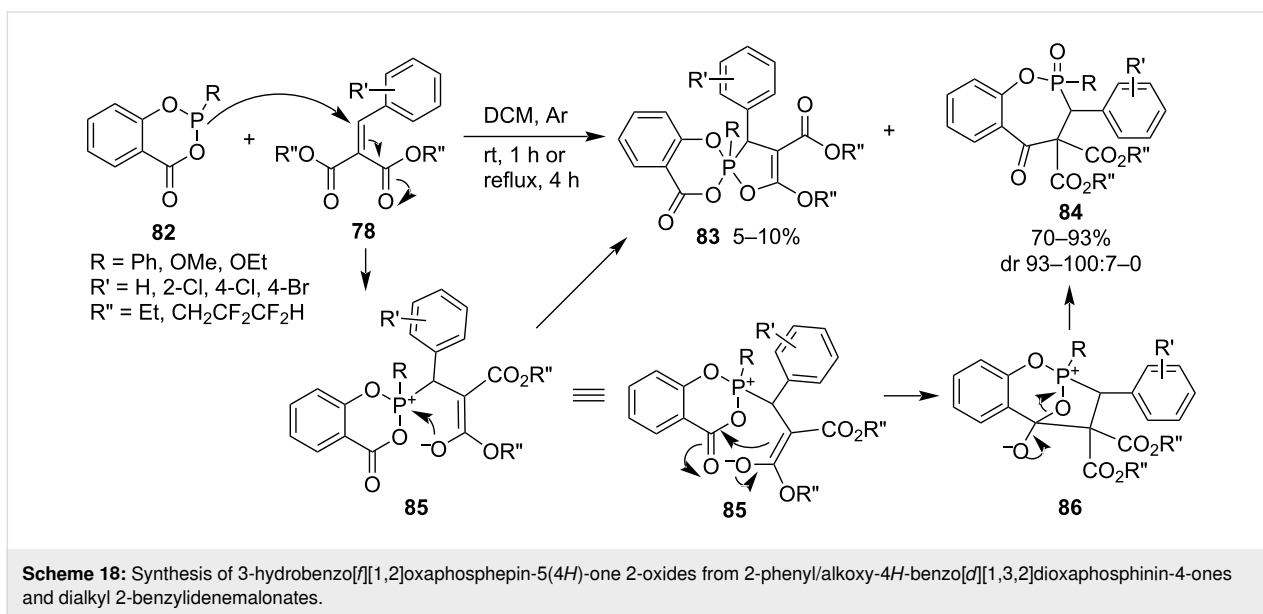
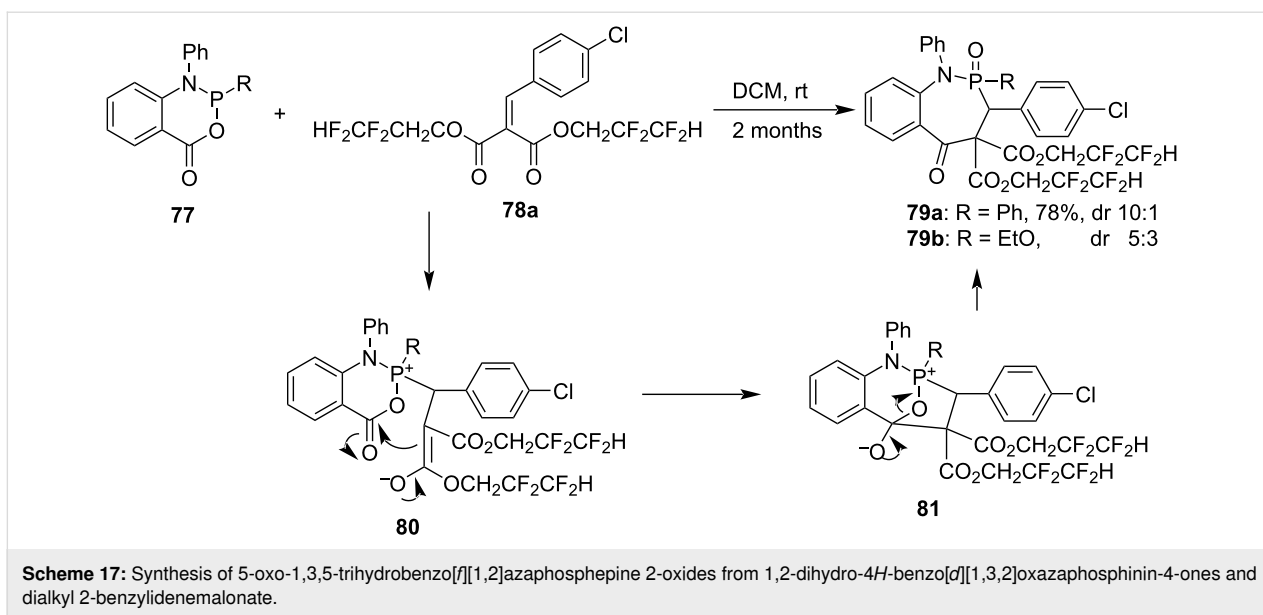
tetrafluoropropyl) 2-(4-chlorobenzylidene)malonate (**78a**) was kept at room temperature for 2 months, giving bis(2,2,3,3-tetrafluoropropyl) 3-(4-chlorophenyl)-2-phenyl/ethoxy-5-oxo-1-phenyl-1,3,5-trihydrobenzo[*f*][1,2]azaphosphepine-4,4-dicarboxylate 2-oxides (**79**) in good yields with moderate to good diastereoselectivities via Michael addition and nucleophilic addition–elimination (Scheme 17) [39]. The synthesis is a [5 + 2] annulation fashion.

The reactions of 2-phenyl/alkoxy-4*H*-benzo[*d*][1,3,2]dioxaphosphinin-4-ones **82** and dialkyl 2-benzylidenemalonates **78** produced dialkyl 3-aryl-2-phenyl/alkoxy-3-hydrobenzo[*f*][1,2]oxaphosphepin-5(4*H*)-one-4,4-dicarboxylate 2-oxides **84** in good yields with excellent diastereoselectivities accompanied by alkyl 5'-alkoxy-2-phenyl/alkoxy-4-oxo-3'-aryl-2,3'-dihydro-4*H*-2λ⁵-spiro[benzo[*d*][1,3,2]dioxaphosphinin-2,2'-[1,2]oxaphosphole]-4'-carboxylates **83** in 5–10% yield as byproducts. The major products **84** were generated via Michael addition and the nucleophilic addition–elimination of the carbanion of the generated enolate moiety, while the oxyanion of the enolate moiety attacked the phosphorus to form the byproducts **83** (Scheme 18) [40,41].

2.2 Synthesis via [6 + 1] and [7 + 1] annulations

The reactions of cyclohex-2-enone (**87**) and cyclohept-2-enone (**88**) with dimethyl phosphonate yielded dimethyl bicyclic phostone-phosphonates **89** and **90** under basic conditions in 59% yield via Michael addition, the nucleophilic hydrophosphonylation, and intramolecular transesterification. The method was also applied in the derivatization of a steroid derivative **95**, affording the corresponding product **96** (Scheme 19) [42]. The reactions are [6 + 1] and [7 + 1]





annulations for cyclohex-2-enone and cyclohept-2-enone, respectively.

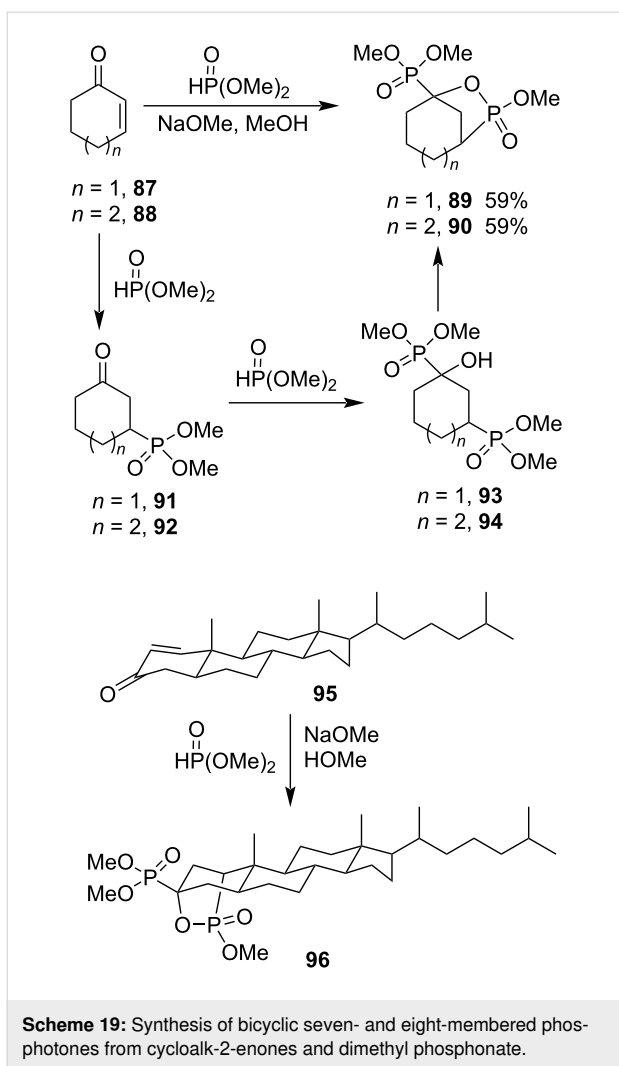
The treatment of (*M*)-2'-methyl-[1,1'-binaphthalen]-2-ol (**97**) with *n*-BuLi and TMEDA followed by addition of phenylphosphonic dichloride generated a pair of diastereomeric (*M,4R*)-4-phenyl-5*H*-dinaphtho[2,1-*d*:1',2'-*f*][1,2]oxaphosphepine 4-oxides **98** and **99** in low yields and low diastereoselectivity via double nucleophilic addition–elimination. Both they are potential chiral phosphorus ligands (Scheme 20) [25].

When Fuchs and co-workers investigated the conversion of cyclic vinyl sulfones to vinylphosphonates, they found that the

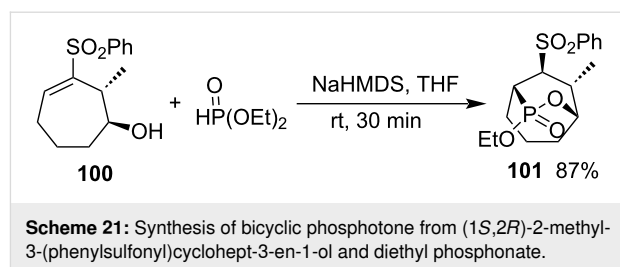
reaction of (1*S*,2*R*)-2-methyl-3-(phenylsulfonyl)cyclohept-3-en-1-ol (**100**) and diethyl phosphonate generated (1*R*,5*S*,7*S*,8*S*,9*R*)-7-ethoxy-9-methyl-8-(phenylsulfonyl)-6-oxa-7-phosphabicyclo[3.2.2]nonane 7-oxide (**101**) in 87% yield in the presence of NaHMDS via Michael addition and intramolecular transesterification. The product is a bicyclic 1,2-oxaphosphepane 2-oxide derivative (Scheme 21) [43].

Conclusion

Phostam, phostone, and phostine derivatives are important 1,2-aza/oxaphosphaheterocyclic compounds and phosphorus analogues of lactams and lactones. They show important biological activities. Medium and large phostam, phostone, and phostine



derivatives are important biologically active compounds. Several methods have been developed for their synthesis. Their synthetic strategies can be categorized into cyclizations and annulations. The cyclizations have been widely applied for the formation of C–C, C–O, P–C, and P–O bonds in the rings. Annulation include [5 + 2], [6 + 1], and [7 + 1] fashions in the



construction of the rings. However, the synthetic methods are still limited, especially for asymmetric synthetic methods. Thus, it is clear that highly stereoselective asymmetric synthetic methods to access various medium and large phostam, phosphotone, and phostine derivatives are in high demand and should be developed in the near future for potential biological investigations. On the other hand, various methods have been developed for the synthesis of medium and large phosphotones and phosphines, while only limited strategies have been achieved for the preparation of seven- and eight-membered phosphotones possibly because the P–O bond is more stable than the corresponding P–N bond. Much attention should be paid to the synthesis of different ring size phosphotones in the future.

Funding

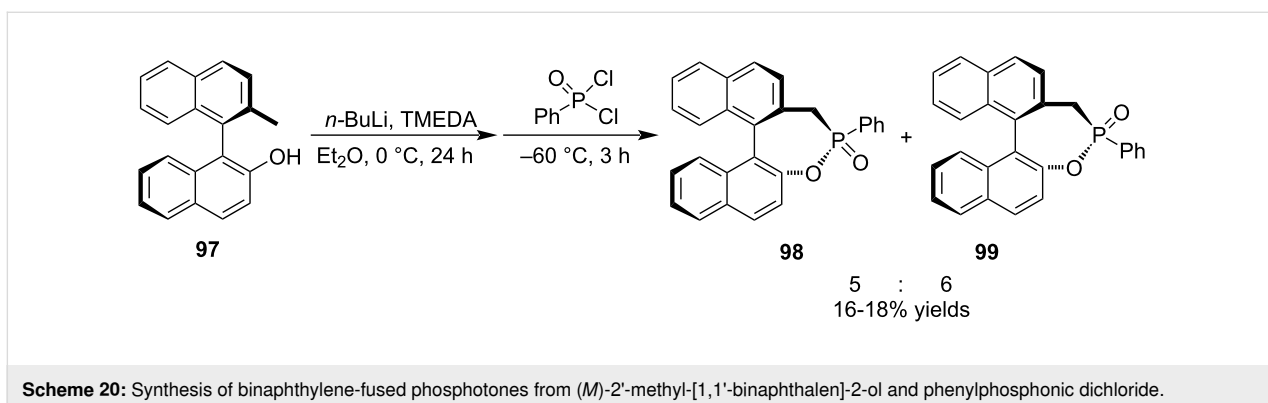
The project was supported by the National Natural Science Foundation of China (No. 21772010).

ORCID® iDs

Jiayi Xu - <https://orcid.org/0000-0002-9039-4933>

References

- Sabourin, A.; Dufour, J.; Vors, J.-P.; Bernier, D.; Montchamp, J.-L. *J. Org. Chem.* **2021**, *86*, 14684–14694. doi:10.1021/acs.joc.1c01501
- Gnawali, G. R.; Rath, N. P.; Spilling, C. D. *J. Org. Chem.* **2019**, *84*, 8724–8730. doi:10.1021/acs.joc.9b00905
- Clarion, L.; Jacquard, C.; Sainte-Catherine, O.; Loiseau, S.; Filippini, D.; Hirlemann, M.-H.; Volle, J.-N.; Virieux, D.; Lecouvey, M.; Pirat, J.-L.; Bakalara, N. *J. Med. Chem.* **2012**, *55*, 2196–2211. doi:10.1021/jm201428a



4. Hernández-Guerra, D.; Kennedy, A. R.; León, E. I.; Martín, Á.; Pérez-Martín, I.; Rodríguez, M. S.; Suárez, E. *J. Org. Chem.* **2020**, *85*, 4861–4880. doi:10.1021/acs.joc.0c00059
5. Bauer, K. N.; Liu, L.; Andrienko, D.; Wagner, M.; Macdonald, E. K.; Shaver, M. P.; Wurm, F. R. *Macromolecules* **2018**, *51*, 1272–1279. doi:10.1021/acs.macromol.7b02473
6. Fernández, I.; Ortiz, F. L.; Velázquez, A. M.; Granda, S. G. *J. Org. Chem.* **2002**, *67*, 3852–3860. doi:10.1021/jo025587+
7. Chen, Y.-H.; Qin, X.-L.; Han, F.-S. *Chem. Commun.* **2017**, *53*, 5826–5829. doi:10.1039/c7cc02263h
8. Xu, J. *Chem. Heterocycl. Compd.* **2020**, *56*, 308–310. doi:10.1007/s10593-020-02660-1
9. Fu, X.; Li, X.; Xu, J. *Org. Lett.* **2021**, *23*, 8733–8737. doi:10.1021/acs.orglett.1c03182
10. Xu, J. *Chem. Heterocycl. Compd.* **2020**, *56*, 979–981. doi:10.1007/s10593-020-02763-9
11. Xu, J. *Beilstein J. Org. Chem.* **2022**, *18*, 889–915. doi:10.3762/bjoc.18.90
12. Huang, P.; Xu, J. *RSC Adv.* **2016**, *6*, 63736–63748. doi:10.1039/c6ra10555f
13. Xu, J. *ChemistrySelect* **2023**, *8*, e202300217. doi:10.1002/slct.202300217
14. Xu, J. *Asian J. Org. Chem.* **2022**, *11*, e202200176. doi:10.1002/ajoc.202200176
15. Luo, Y.; Xu, J. *Org. Lett.* **2020**, *22*, 7780–7785. doi:10.1021/acs.orglett.0c02346
16. Yuan, X.; Lei, Y.; Fu, Z.; Xu, J. *New J. Chem.* **2023**, *47*, 2431–2435. doi:10.1039/d2nj05558a
17. Xu, J. *New J. Chem.* **2023**, *47*, 5441–5469. doi:10.1039/d2nj06106f
18. Fu, Z.; Sun, S.; Yang, A.; Sun, F.; Xu, J. *Chem. Commun.* **2019**, *55*, 13124–13127. doi:10.1039/c9cc06352h
19. Luo, Y.; Fu, Z.; Fu, X.; Du, C.; Xu, J. *Org. Biomol. Chem.* **2020**, *18*, 9526–9537. doi:10.1039/d0ob02011g
20. Yuan, X.; Ke, X.; Xu, J. *Org. Lett.* **2022**, *24*, 9141–9145. doi:10.1021/acs.orglett.2c03878
21. Park, J.; Leung, C. Y.; Matralis, A. N.; Lacbay, C. M.; Tsakos, M.; Fernandez De Troconiz, G.; Berghuis, A. M.; Tsantrizos, Y. S. *J. Med. Chem.* **2017**, *60*, 2119–2134. doi:10.1021/acs.jmedchem.6b01888
22. Matralis, A. N.; Tsantrizos, Y. S. *Eur. J. Org. Chem.* **2016**, 3728–3736. doi:10.1002/ejoc.201600333
23. Sørensen, M. D.; Blæhr, L. K. A.; Christensen, M. K.; Høyer, T.; Latini, S.; Hjarnaa, P.-J. V.; Björkling, F. *Bioorg. Med. Chem.* **2003**, *11*, 5461–5484. doi:10.1016/j.bmc.2003.09.015
24. Pungente, M. D.; Weiler, L.; Ziltener, H. J. *Can. J. Chem.* **2002**, *80*, 1643–1645. doi:10.1139/v02-185
25. Solinas, M.; Meadows, R. E.; Wilson, C.; Blake, A. J.; Woodward, S. *Eur. J. Org. Chem.* **2007**, 1613–1623. doi:10.1002/ejoc.200600962
26. Hanson, P. R.; Stoianova, D. S. *Tetrahedron Lett.* **1999**, *40*, 3297–3300. doi:10.1016/s0040-4039(99)00479-7
27. Moore, J. D.; Sprott, K. T.; Hanson, P. R. *J. Org. Chem.* **2002**, *67*, 8123–8129. doi:10.1021/jo0262208
28. Majumdar, K. C.; Nandi, R. K.; Ganai, S. *Tetrahedron Lett.* **2014**, *55*, 1247–1250. doi:10.1016/j.tetlet.2014.01.008
29. Hong, F.; Xia, J.; Xu, Y. *J. Chem. Soc., Perkin Trans. 1* **1994**, 1665–1666. doi:10.1039/p19940001665
30. Qiu, L.; Hu, W.; Wu, D.; Duan, Z.; Mathey, F. *Org. Lett.* **2018**, *20*, 7821–7824. doi:10.1021/acs.orglett.8b03270
31. André, V.; Lahrache, H.; Robin, S.; Rousseau, G. *Tetrahedron* **2007**, *63*, 10059–10066. doi:10.1016/j.tet.2007.07.032
32. André, V.; Robin, S.; Rousseau, G. *Tetrahedron Lett.* **2008**, *49*, 5059–5062. doi:10.1016/j.tetlet.2008.06.037
33. Xu, Y.; Zhang, J. *Tetrahedron Lett.* **1985**, *26*, 4771–4774. doi:10.1016/s0040-4039(00)94947-5
34. Xu, Y.; Li, Z. *Tetrahedron Lett.* **1986**, *27*, 3017–3020. doi:10.1016/s0040-4039(00)84705-x
35. Berger, O.; Montchamp, J.-L. *J. Org. Chem.* **2019**, *84*, 9239–9256. doi:10.1021/acs.joc.9b01239
36. Knochel, P.; Normant, J. F. *Tetrahedron Lett.* **1984**, *25*, 1475–1478. doi:10.1016/s0040-4039(01)80190-8
37. Knochel, P.; Normant, J. F. *J. Organomet. Chem.* **1986**, *309*, 1–23. doi:10.1016/s0022-328x(00)99569-x
38. Pungente, M. D.; Weiler, L. *Org. Lett.* **2001**, *3*, 643–646. doi:10.1021/ol006422v
39. Burnaeva, L. M.; Mironov, V. F.; Borisova, Y. Y.; Konovalova, I. V. *Russ. J. Org. Chem.* **2009**, *45*, 1868–1870. doi:10.1134/s1070428009120239
40. Burnaeva, L. M.; Mironov, V. F.; Romanov, S. V.; Ivkova, G. A.; Shulaeva, I. L.; Konovalova, I. V. *Russ. J. Gen. Chem.* **2001**, *71*, 488–489. doi:10.1023/a:1012302311657
41. Mironov, V. F.; Zagidullina, E. R.; Ivkova, G. A.; Dobrynin, A. B.; Gubaidullin, A. T.; Latypov, S. K.; Musin, R. Z.; Litvinov, I. A.; Balandina, A. A.; Konovalova, I. V. *ARKIVOC* **2004**, No. xii, 95–127. doi:10.3998/ark.5550190.0005.c09
42. Öhler, E.; Zbiral, E. *Liebigs Ann. Chem.* **1991**, 229–236. doi:10.1002/jlac.199119910140
43. Noshi, M. N.; El-awa, A.; Torres, E.; Fuchs, P. L. *J. Am. Chem. Soc.* **2007**, *129*, 11242–11247. doi:10.1021/ja072890p

License and Terms

This is an open access article licensed under the terms of the Beilstein-Institut Open Access License Agreement (<https://www.beilstein-journals.org/bjoc/terms>), which is identical to the Creative Commons Attribution 4.0 International License (<https://creativecommons.org/licenses/by/4.0>). The reuse of material under this license requires that the author(s), source and license are credited. Third-party material in this article could be subject to other licenses (typically indicated in the credit line), and in this case, users are required to obtain permission from the license holder to reuse the material.

The definitive version of this article is the electronic one which can be found at:
<https://doi.org/10.3762/bjoc.19.50>